

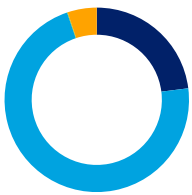
## Brunel

## EOS at Federated Hermes

Over the last quarter we made voting recommendations at **900** meetings (**12,099** resolutions). At **646** meetings we recommended opposing one or more resolutions. We recommended voting with management by exception at **46** meetings and abstaining at **one** meeting. We supported management on all resolutions at the remaining **207** meetings.

### Global


We made voting recommendations at **900** meetings (**12,099** resolutions) over the last quarter.



- Total meetings in favour **23 %**
- Meetings against (or against AND abstain) **71.8%**
- Meetings abstained **0.1%**
- Meetings with management by exception **5.1%**

### Australia and New Zealand

We made voting recommendations at **one** meeting (**19** resolutions) over the last quarter.



- Meetings with management by exception **100%**

### Developed Asia

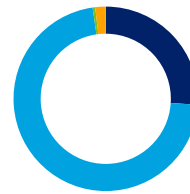
We made voting recommendations at **82** meetings (**892** resolutions) over the last quarter.



- Total meetings in favour **41.5%**
- Meetings against (or against AND abstain) **57.3%**
- Meetings with management by exception **1.2%**

### Emerging and Frontier Markets

We made voting recommendations at **219** meetings (**2,629** resolutions) over the last quarter.



- Total meetings in favour **26.0%**
- Meetings against (or against AND abstain) **71.7%**
- Meetings abstained **0.5%**
- Meetings with management by exception **1.8%**

### Europe

We made voting recommendations at **141** meetings (**2,431** resolutions) over the last quarter.



- Total meetings in favour **15.6%**
- Meetings against (or against AND abstain) **78.7%**
- Meetings with management by exception **5.7%**

### North America

We made voting recommendations at **356** meetings (**4,202** resolutions) over the last quarter.



- Total meetings in favour **11.2%**
- Meetings against (or against AND abstain) **82.3%**
- Meetings with management by exception **6.5%**

### United Kingdom

We made voting recommendations at **101** meetings (**1,926** resolutions) over the last quarter.



- Total meetings in favour **53.5%**
- Meetings against (or against AND abstain) **37.6%**
- Meetings with management by exception **8.9%**

The issues on which we recommended voting against management or abstaining on resolutions are shown below.

**Global**


We recommended voting against or abstaining on **2,026** resolutions over the last quarter.



- Board structure **45.9%**
- Remuneration **24.5%**
- Shareholder resolution **13.2%**
- Capital structure and dividends **6.8%**
- Amend articles **3.6%**
- Audit and accounts **2.8%**
- Investment/M&A **0.6%**
- Poison pill/Anti-takeover device **0.0%**
- Other **2.6%**

**Australia and New Zealand**

We recommended voting against or abstaining on **two** resolutions over the last quarter.



- Remuneration **100%**

**Developed Asia**

We recommended voting against or abstaining on **116** resolutions over the last quarter.



- Board structure **67.2%**
- Remuneration **3.4%**
- Shareholder resolution **11.2%**
- Capital structure and dividends **6.9%**
- Amend articles **6.0%**
- Audit and accounts **5.2%**

**Emerging and Frontier Markets**

We recommended voting against or abstaining on **613** resolutions over the last quarter.



- Board structure **53.0%**
- Remuneration **9.3%**
- Shareholder resolution **3.6%**
- Capital structure and dividends **16.0%**
- Amend articles **8.5%**
- Audit and accounts **3.9%**
- Investment/M&A **2.1%**
- Other **3.6%**

**Europe**

We recommended voting against or abstaining on **386** resolutions over the last quarter.



- Board structure **35.5%**
- Remuneration **43.0%**
- Shareholder resolution **3.4%**
- Capital structure and dividends **6.7%**
- Amend articles **0.5%**
- Audit and accounts **5.2%**
- Other **5.7%**

**North America**

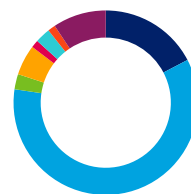
We recommended voting against or abstaining on **834** resolutions over the last quarter.



- Board structure **45.1%**
- Remuneration **26.7%**
- Shareholder resolution **26.0%**
- Capital structure and dividends **0.1%**
- Amend articles **1.3%**
- Audit and accounts **0.6%**
- Other **0.1%**

**United Kingdom**

We recommended voting against or abstaining on **75** resolutions over the last quarter.



- Board structure **17.3%**
- Remuneration **60%**
- Shareholder resolution **2.7%**
- Capital structure and dividends **5.3%**
- Amend articles **1.3%**
- Audit and accounts **2.7%**
- Poison pill/Anti-takeover device **1.3%**
- Other **9.3%**