

**Brunel**

**Hermes EOS**

**Engagement by region**

Over the last quarter we engaged with **546** companies held in the Brunel portfolios on a range of **1,233** environmental, social and governance issues and objectives.

**Global**

We engaged with **546** companies over the last quarter.



- Environmental **17.3%**
- Social and Ethical **16.4%**
- Governance **52.8%**
- Strategy, Risk and Communication **13.5%**

**Australia & New Zealand**

We engaged with **two** companies over the last quarter.



- Environmental **50.0%**
- Governance **50.0%**

**Developed Asia**

We engaged with **77** companies over the last quarter.



- Environmental **19.6%**
- Social and Ethical **14.7%**
- Governance **47.8%**
- Strategy, Risk and Communication **17.9%**

**Emerging & Developing Markets**

We engaged with **87** companies over the last quarter.



- Environmental **20.3%**
- Social and Ethical **15.1%**
- Governance **47.9%**
- Strategy, Risk and Communication **16.7%**

**Europe**

We engaged with **84** companies over the last quarter.



- Environmental **17.7%**
- Social and Ethical **18.8%**
- Governance **48.4%**
- Strategy, Risk and Communication **15.1%**

**North America**

We engaged with **189** companies over the last quarter.



- Environmental **15.3%**
- Social and Ethical **14.6%**
- Governance **58.8%**
- Strategy, Risk and Communication **11.3%**

**United Kingdom**

We engaged with **107** companies over the last quarter.



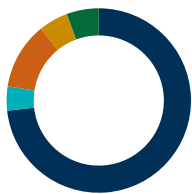
- Environmental **16.1%**
- Social and Ethical **20.9%**
- Governance **52.6%**
- Strategy, Risk and Communication **10.4%**

## Engagement by theme

Over the last quarter we engaged with 546 companies held in the Brunel portfolios on a range of 1,233 environmental, social and governance issues and objectives.

### Environmental

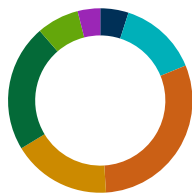
Environmental topics featured in 17.3% of our engagements over the last quarter.



- Climate Change 73.2%
- Forestry and Land Use 4.2%
- Pollution and Waste Management 11.7%
- Supply Chain Management 5.2%
- Water 5.6%

### Social and Ethical

Social and Ethical topics featured in 16.4% of our engagements over the last quarter.



- Bribery and Corruption 5.0%
- Conduct and Culture 13.9%
- Diversity 30.2%
- Human Capital Management 17.3%
- Human Rights 22.3%
- Labour Rights 7.4%
- Tax 4.0%

### Governance

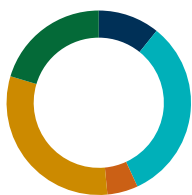
Governance topics featured in 52.8% of our engagements over the last quarter.



- Board Diversity, Skills and Experience 21.2%
- Board Independence 14.6%
- Executive Remuneration 45.0%
- Shareholder Protection and Rights 16.3%
- Succession Planning 2.9%

### Strategy, Risk and Communication

Strategy, Risk and Communication topics featured in 13.5% of our engagements over the last quarter.



- Audit and Accounting 10.8%
- Business Strategy 32.3%
- Cyber Security 5.4%
- Integrated Reporting and Other Disclosure 31.1%
- Risk Management 20.4%